

PORTABLE WHEELCHAIR SCALES WITH HANDRAIL

DETECTO MODELS 6560 / 6570

- Elegant, curved handrail for patient stability while weighing standing
- May be used for standing or wheelchair weighing (6570 includes seat)
- Column folds down for easy transport
- Integral wheels ease transport
- Ramps rest on floor for easier patient access
- Units locking into Kilograms or Pounds



Wi-Fi/Bluetooth
models available

DETECTO
model 6570
with fold-
down seat



DETECTO model
6560 (without
fold-down seat)



SEATED, STANDING, AND WHEELCHAIR WEIGHING ALL IN ONE SCALE



Model
6560


The 6560 and 6570's dual-access ramps go all the way to the ground and allow maximum convenience for loading and unloading patients from either side of the scale. These unique ramps require only half the effort for a healthcare professional to roll a wheelchair-bound patient onto the scale than competitor's models.

- Clinical-grade accuracy to 0.2 lb / 0.1 kg
- Quick and easy mobility for transport or storage
- Up to 99 tares (optional) to store wheelchair weights for efficient patient weighing
- Hold/Release key to hold weight after leaving the scale for better patient care
- Interface with a PC or printer via serial or USB. Wi-Fi/Bluetooth is available in some models or optional Ethernet for EMR/EHR.
- Patient ID barcode scanning sends 14-digit patient ID to indicator for EMR/EHR records



Curved Handrail for Patient Stability

The 6560 and 6570's elegant curved handrail provides patient support while weighing standing on the platform.



Single-Pass Weighing Saves Time

Enjoy the time-saving benefits of these scales by using the convenient pushbutton or keypad tare to remove the wheelchair weight.



Fold-up Chair Seat

The 6570's chair seat easily folds up when not in use, allowing wheelchair weighing (not available on 6560).



Model
6570

The scale's columns fold down and latch securely for easy transport and vertical fold-up storage requiring minimal floor space.



FOR USE IN **PORTABLE MULTIPLE CLINICAL DEPARTMENTS**

Digital Multifunctional Medical Scales with Time-Saving and Patient Comfort Benefits

DETECTO's 6560 and 6570 portable wheelchair scales offer time-saving and patient comfort benefits. The scales feature 1,000 lb / 450 kg capacity, vertical foldup storage, two-way built-in ramps for accessibility from both sides, large 32 in x 36 in / 81 cm x 91 cm platform, clinical-grade accuracy to 0.2 lb / 0.1 kg, battery or AC power, up to 99 tares (optional) to store wheelchair weights for efficient patient weighing, and Wi-Fi/Bluetooth is available in some models for wireless EMR/EHR connectivity. Enjoy the time-saving benefits of these scales by using the convenient pushbutton or keypad tare to remove the wheelchair weight. OIML EC class III models are available (see back page).

EFFICIENT MEASUREMENT




The scale's columns fold down and latch securely for easy transport and vertical fold-up storage requiring minimal floor space.



Easily-Collapsible Column

By sliding the release lever, you can easily fold down the columns for easy transport or vertical storage.



The 6560 and 6570's MedVue® weight indicator is the clinical industry's most advanced, featuring EMR/EHR-ready serial, USB, and Wi-Fi/Bluetooth connectivity (available on some models), BMI calculation, and a multiline LCD display. The scale is powered by 6 C batteries (not included) or AC adapter (included on some models).

Low-Profile, Thin Platform

The platform is only 2.2 inches/56 mm high for easy patient accessibility and comfort while weighing either standing or in a wheelchair.






VERSATILE EMR-READY PORTABLE SCALES



6560



6570

	6560	6560-AC	6560-C	6560KGEU	6570	6570-AC	6570-C	6570KGEU
Capacity	1,000 lb x 0.2 lb / 450 kg x 0.1 kg			300 kg x 0.1 kg or 350 kg x 0.2 kg	1,000 lb x 0.2 lb / 450 kg x 0.1 kg			300 kg x 0.1 kg or 350 kg x 0.2 kg
Description	AC adapter not included	AC adapter included	Wi-Fi/Bluetooth wireless included	AC adapter not included	AC adapter not included	AC adapter included	Wi-Fi/Bluetooth wireless included	AC adapter not included
OIML EC Class III Approved				●				●
Platform Size	32 in x 36 in x 2.2 in / 81 cm x 91 cm x 5.6 cm							
Keypad	19 key, color-coded, sealed membrane							
Connectivity	RS232 serial and USB standard. Ethernet is optional.							
LCD Display Dimensions	3.5 in W x 3 in H / 89 mm W x 76 mm H backlit blue LCD							
Power	6 C cell Alkaline, Ni-Cad or NiMH batteries (not included) OR 12 VDC 1.25A wall plug-in AC power adapter, Detecto part number MV1PWR (included with -AC models listed above)							
Resolution	5,000 divisions, max.							
Operating Temperature	14° to 104°F (-10° to 40°C)							
Ramp Size	36 in (91.4 cm) W x 7.9 in (20.2 cm) L each							
Display	5 digit, 7 segment, 7/8 inch (22.23 mm) high LCD weight digits							
Country of Origin	USA							
UPC Code	809161302202	809161317008	809161321203	809161304503	809161302301	809161317206	809161321302	809161304602
Net Weight	116 lb / 53 kg	117 lb / 53 kg	116 lb / 53 kg	116 lb / 53 kg	140 lb / 63 kg	141 lb / 64 kg	140 lb / 53 kg	140 lb / 63 kg
Shipping Weight	126 lb / 57 kg	127 lb / 58 kg	126 lb / 57 kg	126 lb / 57 kg	150 lb / 68 kg	151 lb / 69 kg	150 lb / 68 kg	150 lb / 68 kg

DETECTO reserves the right to improve, enhance, or modify features and specifications without prior notice.

SOLD BY: